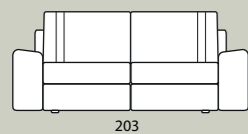
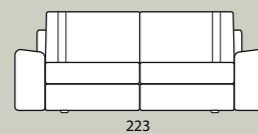


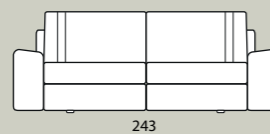
DIVANO cm 203  
(CON SEDUTE SCORREVOLI)



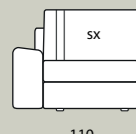
DIVANO cm 223  
(CON SEDUTE SCORREVOLI)



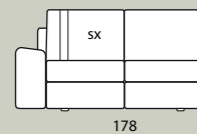
DIVANO cm 243  
(CON SEDUTE SCORREVOLI)



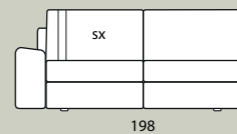
ELEMENTO LATERALE cm 110  
(CON SEDUTA FISSA)



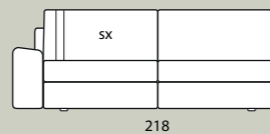
ELEMENTO LATERALE cm 178  
(CON SEDUTE SCORREVOLI)



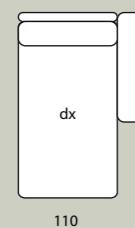
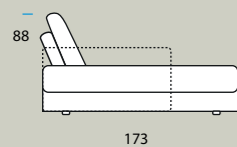
ELEMENTO LATERALE cm 198  
(CON SEDUTE SCORREVOLI)



ELEMENTO LATERALE cm 218  
(CON SEDUTE SCORREVOLI)



PENISOLA cm 173  
(CON SEDUTA FISSA)



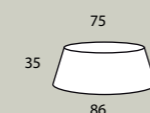
POUF NICO



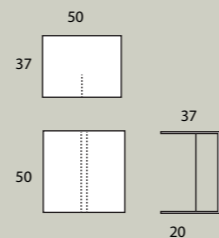
POUF NICO GRANDE



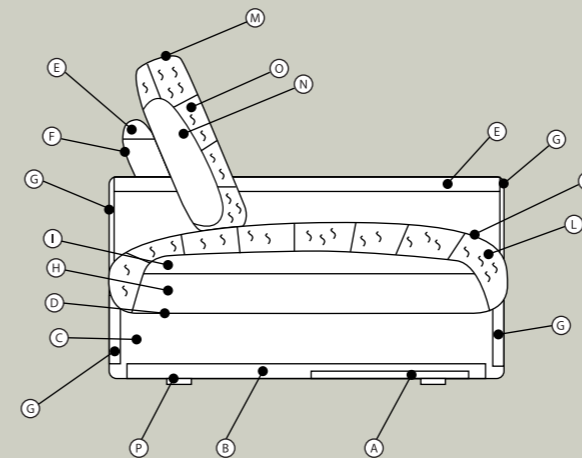
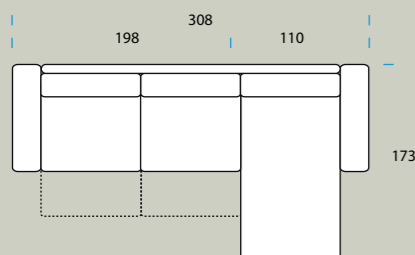
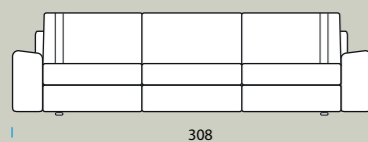
POUF GRANDE JOKER



SERVETTO CLICK



COMPOSIZIONE 1



#### CARATTERISTICHE TECNICHE SOHO

##### STRUTTURA

- A Telaio in ferro FE37 verniciato a fuoco con baionette in FE37 zincate per il fissaggio dei braccioli. Ruote per scorrimento in "Pom" e perni in ferro FE37
- B Telaio di scorrimento in ferro FE37 verniciato a fuoco
- C Telaio in legno massello di abete, fianchi di tamponamento con pannelli in particelle di legno e fibra di legno

##### IMBOTTITURA STRUTTURA

- D Cinghie elastiche "elasbelt" tipo 7/3 mm.80, fissate con punti metallici e tese meccanicamente
- E Poliuretano espanso D 40 PK
- F Resinato gr.150 accoppiato con maglia
- G Poliuretano espanso D 21 T

##### SEDUTA

- H Poliuretano espanso D 30 SE
- I Poliuretano espanso D 30 M
- L Piuma sterilizzata e anallergica (50% oca e 50% anatra) divisa a scomparti
- M Spigatino

##### SCHIENALE

- M Spigatino
- N Poliuretano espanso D 21 SS
- O Mollapiuma® 32 S sterilizzata e anallergica divisa a scomparti

- P Piedini in legno massiccio di faggio tinto e verniciato con fondo antiscivolo in gomma

#### TECHNICAL CHARACTERISTICS SOHO

##### STRUCTURE

- A Bake-lacquered FE37 iron frame with galvanized FE37 iron bayonets for fastening to armrests. "POM" wheels for sliding, and pins in FE37 iron
- B Sliding frame in bake-lacquered FE37 iron
- C Structure in solid pine wood, fibreboard and wood particleboard panels

##### STRUCTURE PADDING

- D Elastic straps "elasbelt" type 7/3 mm.80, fixed with staples and stretched mechanically
- E Expanded polyurethane D 40 PK
- F Resin-treated gr.150 coupled fabric
- G Expanded polyurethane D 21 T

##### SEAT CUSHIONS

- H Expanded polyurethane D 30 SE
- I Expanded polyurethane D 30 M
- L Non-allergenic sterilized down (50% goose, 50% duck) divided into compartments
- M White canvas

##### BACK CUSHIONS

- M White canvas
- N Expanded polyurethane D 21 SS
- O Non-allergenic and sterilized Mollapiuma® 32 S down divided into compartments

- P Solid wood leg of stained and varnished beech with rubber non-slip bottom



Soho

Deas srl si riserva la facoltà di modificare in qualunque momento e senza preavviso le caratteristiche tecniche degli elementi illustrati nel presente catalogo. Declina ogni responsabilità per eventuali inesattezze contenute nello stesso.

Soho